

Supplementary Materials

Unravelling the Formation of 2-Phenylethylammonium 2D Perovskites by *In Situ* GIWAXS

Valentin Munteanu¹, Ekaterina Kneschaurek¹, Lena Merten^{1,2}, Algirdas Dučinskas³, Jovana Milić^{3,4}, Florian Bertram⁵, Alexander Hinderhofer^{1,6}, Alexander Gerlach^{1,7}, Ivan Zaluzhnyy^{1,6,*} and Frank Schreiber^{1,6,*}

¹ Institut für Angewandte Physik, Universität Tübingen, Auf der Morgenstelle 10, 72076 Tübingen, Germany

² Division of Physical Chemistry, Lund University, Naturvetarvägen 14, 22100 Lund, Sweden

³ Laboratory of Photonics and Interfaces, Institute of Chemical Sciences and Engineering, Ecole Polytechnique Fédérale de Lausanne, 1015 Lausanne, Switzerland

⁴ Department of Chemistry, University of Turku, 20900 Turku, Finland

⁵ Deutsches Elektronen-Synchrotron DESY, Notkestr. 85, 22607 Hamburg, Germany

⁶ Center for Light-Matter Interaction, Sensors & Analytics LISA+, Universität Tübingen, Auf der Morgenstelle 15, 72076 Tübingen, Germany

⁷ Institut für Physik, Universität Kassel, Heinrich-Plett-Str. 40, 34132 Kassel, Germany

* Correspondence: ivan.zaluzhnyy@uni-tuebingen.de (I.Z.); frank.schreiber@uni-tuebingen.de (F.S.)

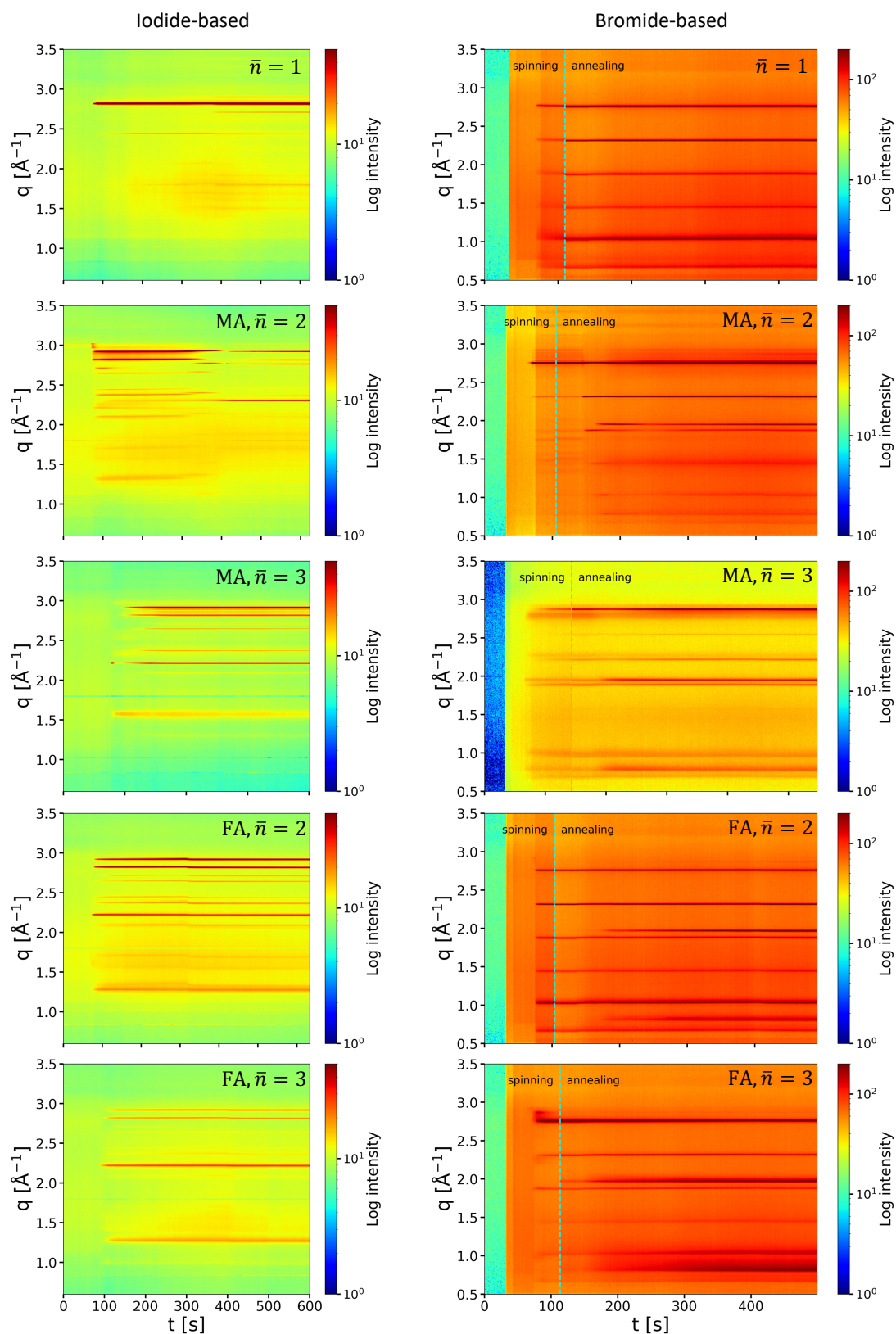


Figure S1. Colormaps of $I(q, t)$ for the *In-situ* GIWAXS patterns from the samples with different cations (MA^+ or FA^+) and target dimensionalities $\bar{n} = 1, 2, 3$. Left column shows annealing of the iodide-based samples and right column shows spinning and annealing of the bromide-based samples.

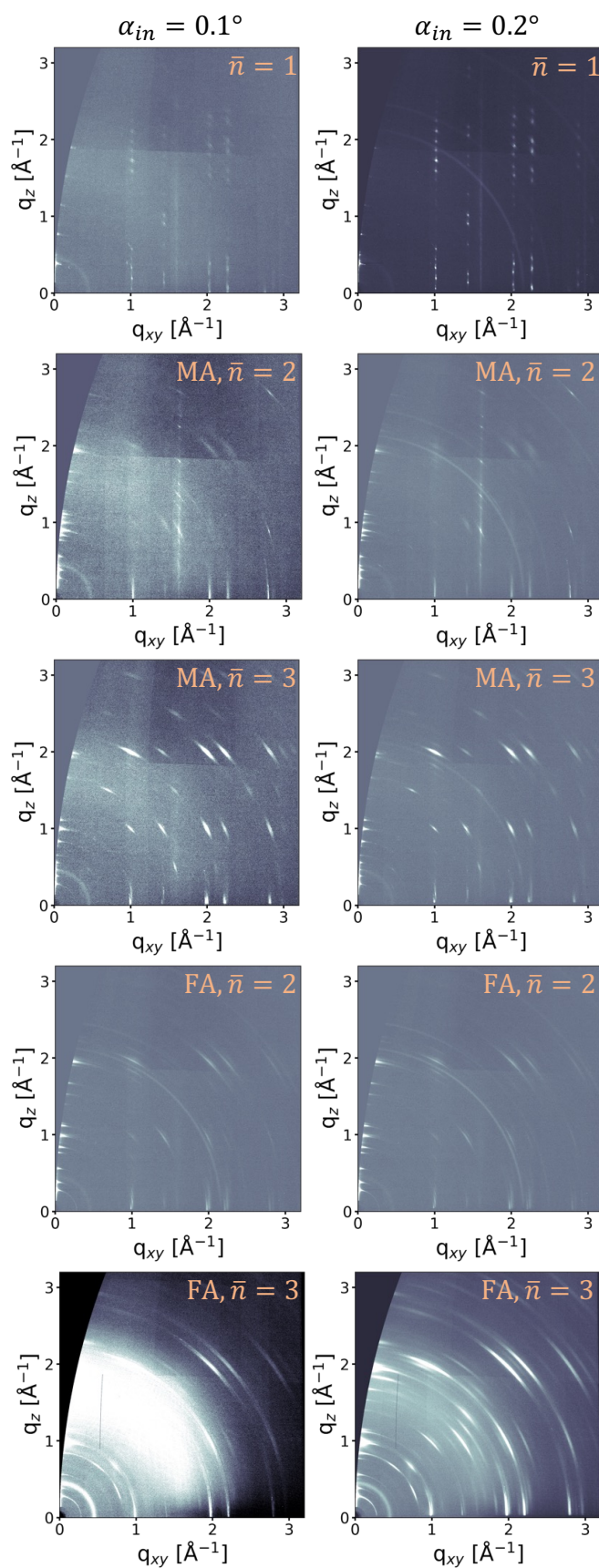


Figure S2. *Ex-situ* GIWAXS patterns from the samples with iodide anion with different cations (MA⁺ or FA⁺) and target dimensionalities $\bar{n} = 1, 2, 3$. Left column shows data measured at the incidence angle $\alpha_{in} = 0.1^\circ$ and right column at $\alpha_{in} = 0.2^\circ$.

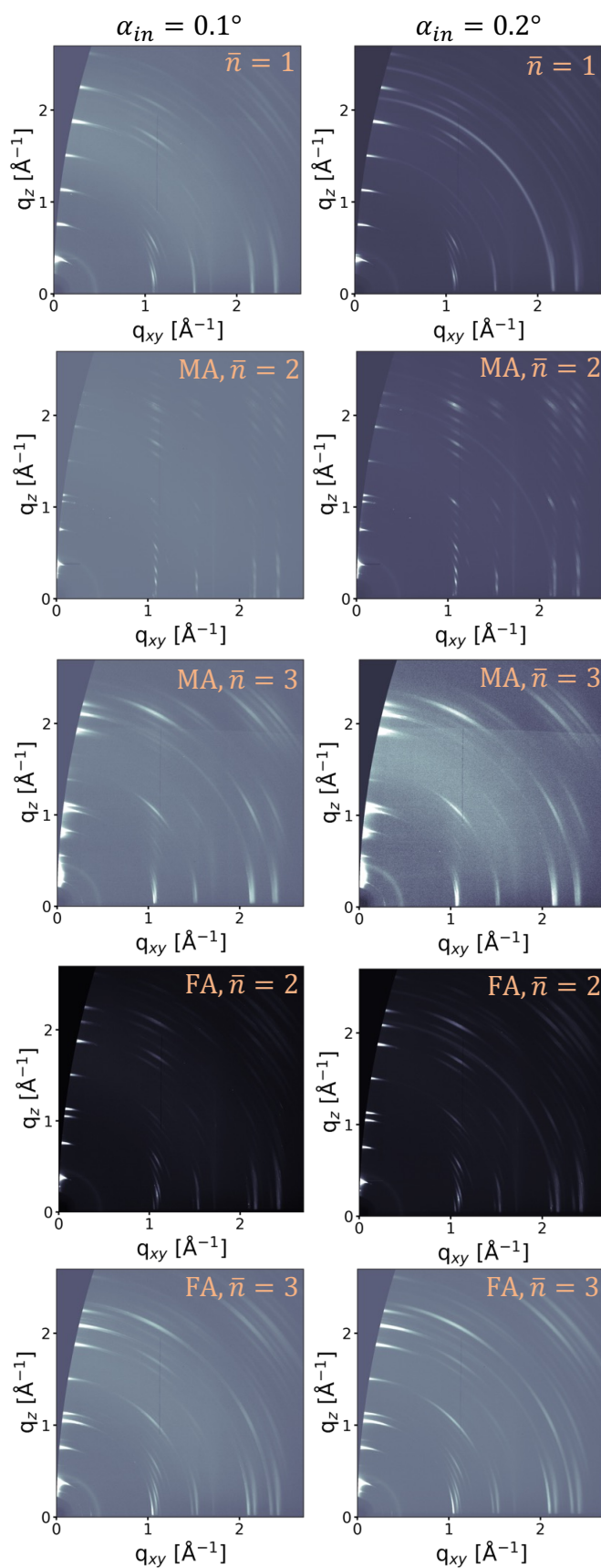


Figure S3. *Ex-situ* GIWAXS patterns from the samples with bromide anion with different cations (MA⁺ or FA⁺) and target dimensionalities $\bar{n} = 1, 2, 3$. Left column shows data measured at the incidence angle $\alpha_{in} = 0.1^\circ$ and right column at $\alpha_{in} = 0.2^\circ$.